


► FDDI and CDDI Adapters


FDDI (Fibre Distributed Data Interface) are dual redundant 100 Mbps links with 4B/5B signalling over multimode fibre media or MLT-3 signalling over copper UTP media (CDDI (Copper Distributed Data Interface)).

The FDDI and CDDI Adapters are available in the following range of industry standard compliant formfactors :


- PMC
 - Air-cooled PMC adapter with front-panel I/O (IEEE Std 1386.1-2001)
 - Conduction-Cooled PMC adapter with rear panel I/O (ANSI/VITA 20-2001)
 - Conduction-Cooled PMC adapter with front panel I/O (requires modification to host carrier)
- PCI-104 (PCI-104 v2.0)
- PCI (PCI Local Bus Specification Rev. 2.3)




FDDI PMC Adapter



FDDI CCPMC Adapter



CDDI PMC Adapter



CDDI CCPMC Adapter

Architecture

The FDDI and CDDI Adapters use the AMD Supernet 3 chipset. This chipset offers advanced features such as Synchronous Bandwidth Allocation (SBA) and End Station Support (ESS). The adapter has an advanced ASIC onboard that performs buffer management and PCI interfacing, thereby achieving high throughput.

Features

- Dual-(DAS) or Single-(SAS) Attachment Station options available
- Optical Bypass Switch Control
- Fully software configurable

Applications

- SAFENET applications
- Distributed real-time applications
- Vetronics applications
- Mission-critical applications
- SCADA applications

► FDDI and CDDI Adapters

FDDI and CDDI Adapters Specifications

Bus Interface	32-bit, 33/66 MHz Electrically : PCI Rev. 2.1, 3,3 V and 5,0 V signalling
I/O Addresses	Automatic assigned to the slot by PCI Rev. 2.1 Plug-and-Play
Interrupts	PCI INT A
DMA	Automatic depending on PCI slot
LAN Controller	AMD Supernet 3
Network Interface	FDDI : ANSI X3T12, ANSI X3.139 and ANSI X39.5 CDDI : ANSI X3T9.5
Flash EPROM	128 kBytes
I/O Options	FDDI : Front-panel or rear facing I/O CDDI : Front-panel and rear connector I/O options with various rear connector PMC Jn4 I/O pin assignments. Conduction-cooled version has rear connector I/O only.
Power Requirement	5,0 V at 1,45 A
MTBF	Figures according to MIL-HDBK-217F, Parts Stress Method : Ground, Mobile $T_j = 65\text{ C}$ $T_a = 45\text{ C}$ 20 000 hrs Naval, Sheltered $T_j = 60\text{ C}$ $T_a = 40\text{ C}$ 28 000 hrs Airborne, Inhabited Cargo $T_j = 75\text{ C}$ $T_a = 55\text{ C}$ 21 000 hrs
Software Drivers	Various software drivers offered including for VxWorks, Linux, LynxOS, Solaris, DOS, OS/2, Windows (95, 98, NT, 2000, XP and 2003) operating systems as standard; others are costed options.
Supporting Software	Hardware Diagnostic Program for DOS
Special Optional Services	Synchronous Bandwidth Allocation (SBA) and End Station Support (ESS), Built-in Test (BIT), Network Time Protocol (NTP), Network Time Services (NTS).

Physical Characteristics

Formfactor		Dimensions	Weight
PMC (IEEE Std 1386.1-2001)	FDDI	149,00 mm x 74,00 mm, conforming to	105 g ± 10 g
	CDDI	CMC height envelope	125 g ± 10 g
CCPMC (ANSI/VITA 20-2001)	FDDI	143,65 mm x 74,00 mm, conforming to	105 g ± 10 g
	CDDI	VITA 20 height envelope	125 g ± 10 g
PCI-104 (PCI-104 v1.0)	FDDI	95,89 mm x 90,17 mm x 23,80 mm	TBD
	CDDI		TBD
PCI (PCI Local Bus Specification Rev. 2.1)	FDDI	TBD	TBD
	CDDI		TBD

Environmental Specifications

	Commercial	Industrial	Ruggedised/Conduction-Cooled
Temperature			
- Operating	0 C to +55 C	-15 C to +75 C	-40 C to + 85 C
- Storage	-40 C to +85 C	-50 C to +85 C	-60 C to +125 C
Humidity	0% - 90%	0% - 95%	0% - 95%
Shock	N/A	30 g peak for 11 ms	40 g peak for 11 ms
Vibration			
- Sine	2 g (peak) 10 Hz to 100 Hz	10 g (peak) 5 Hz to 2 kHz	10 g (peak) 5 Hz to 2 kHz
- Random	0,04 g ² /Hz at 15 Hz to 2 kHz	0,1 g ² /Hz at 15 Hz to 2 kHz	0,1 g ² /Hz at 15 Hz to 2 kHz

► FDDI and CDDI Adapters

Part Designations

Part Number	Formfactor	Grade	Attachment	Media	Connector
CCII/FDDI/PMC/DAS/ST/COM	PMC	Commercial	Dual	Fibre	ST
CCII/FDDI/PMC/DAS/ST/IND	PMC	Industrial	Dual	Fibre	ST
CCII/FDDI/PMC/DAS/ST/RGD	PMC	Ruggedised	Dual	Fibre	ST
CCII/FDDI/PMC/DAS/ST/CC	CCPMC	Conduction-Cooled	Dual	Fibre	ST
CCII/CDDI/PMC/DAS/HR10/COM	PMC	Commercial	Dual	Copper	HR10
CCII/CDDI/PMC/DAS/HR10/IND	PMC	Industrial	Dual	Copper	HR10
CCII/CDDI/PMC/DAS/HR10/RGD	PMC	Ruggedised	Dual	Copper	HR10
CCII/CDDI/PMC/DAS/BP/CC	CCPMC	Conduction-Cooled	Dual	Copper	Rear connector Pn4
CCII/FDDI/PC104/DAS/ST/COM	PCI-104	Commercial	Dual	Fibre	ST
CCII/FDDI/PC104/DAS/ST/IND	PCI-104	Industrial	Dual	Fibre	ST
CCII/FDDI/PC104/DAS/ST/RGD	PCI-104	Ruggedised	Dual	Fibre	ST
CCII/FDDI/PC104/DAS/RJ45/COM	PCI-104	Commercial	Dual	Copper	RJ-45
CCII/FDDI/PC104/DAS/RJ45/IND	PCI-104	Industrial	Dual	Copper	RJ-45
CCII/FDDI/PC104/DAS/RJ45/RGD	PCI-104	Ruggedised	Dual	Copper	RJ-45
SysKonnnect Part Numbers					
SK-5544, FDDI-LP	32-bit PCI	Commercial	Dual	Fibre	SC
SK-5543, FDDI-LP	32-bit PCI	Commercial	Single	Fibre	SC
SK-5522, FDDI-UP	32-bit PCI	Commercial	Dual	Copper	RJ-45
SK-5521, FDDI-UP	32-bit PCI	Commercial	Single	Copper	RJ-45
SK-5844, FDDI-LP	64-bit PCI	Commercial	Dual	Fibre	SC
SK-5843, FDDI-LP	64-bit PCI	Commercial	Single	Fibre	SC
SK-5822, FDDI-UP	64-bit PCI	Commercial	Dual	Copper	RJ-45
SK-5821, FDDI-UP	64-bit PCI	Commercial	Single	Copper	RJ-45